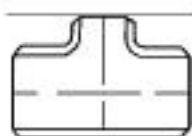




無縫碳鋼焊接另件



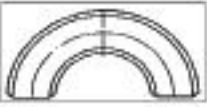
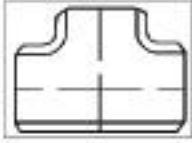
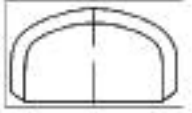
ASTM A234 WPB/ANSI B16.9

()%

規 吋 SIZE	異 徑 三 通		同 心 大 小		偏 心 大 小	
						
	REDUCING TEE		CON RED		ECC RED	
	STD	XS	STD	XS	STD	XS
3/4" x 1/2"	202	304	64	92	94	128
1" x 3/4" - 1/2"*	228	344	68	94	94	132
1 1/4" x 1" - 3/4"	280	416	70	96	98	134
1 1/4" x 1/2"	314	474	86	120	120	168
1 1/2" x 1 1/4" - 1"	330	496	72	100	100	142
1 1/2" x 3/4" - 1/2"	370	558	88	124	124	176
2" x 1 1/2" - 1 1/4"	456	682	88	124	124	176
2" x 1" - 3/4"	514	772	110	154	154	216
2 1/2" x 2" - 1 1/2"	810	1,214	130	182	182	254
2 1/2" x 1 1/4" - 1"	916	1,372	154	216	216	302
3" x 2 1/2" - 2"	1,114	1,670	168	236	236	328
3" x 1 1/2" - 1 1/4"	1,258	1,888	186	276	276	386
3 1/2" x 3" - 2 1/2"			268	376	376	528
3 1/2" x 2" - 1 1/2"			336	470	470	658
4" x 3 1/2"			268	376	376	528
4" x 3"	1,444	2,316	268	376	376	528
4" x 2 1/2"	1,444	2,316	336	470	470	658
4" x 2"	1,744	2,618	336	470	470	658
4" x 1 1/2"	1,744	2,618				
5" x 4"	2,328	3,492	418	586	586	820
5" x 3 1/2"			418	586	586	820
5" x 3"	2,328	3,492	552	772	772	1,080
5" x 2 1/2"	2,772	3,946	552	772	772	1,080
5" x 2"	2,772	3,946				
6" x 5" - 4"	3,086	4,632	576	864	806	1,210
6" x 3 1/2"			720	1,080	1,008	1,512
6" x 3"	3,490	5,234	720	1,080	1,008	1,512
6" x 2 1/2"	3,490	5,234				
8" x 6" - 5"	5,946		1,008	1,512	1,412	2,116
8" x 4"	7,658		1,152	1,728	1,612	2,420
8" x 3"	7,658					
10" x 8" - 6"	10,626		1,584	2,376	2,216	3,324
10" x 5" - 4"			1,824	2,736	2,554	3,832
12" x 10" - 8"			2,640	3,960	3,696	5,544
12" x 6" - 5"			3,120	4,680	4,268	6,552
14" x 12" - 10"			6,000			
14" x 8"			6,600			
16" x 14" - 12"			9,120			
16" x 10"			10,560			
16" x 8"			12,000			

※ 註：規吋中如(6" x 5" - 4")，仍(6" x 4")與(5" x 4")之定價相同。

無縫碳鋼焊接另件 ASTM A234 WPB/ANSI B16.9

呎吋 SIZE	90° 彎頭		45° 彎頭		180° 彎頭		三 通		管 帽	
										
	90° ELBOW L/R		45° ELBOW L/R		180° ELBOW L/R		STRAIGHT TEE		CAP	
	STD	XS	STD	XS	STD	XS	STD	XS	STD	XS
1/2"	96	144	84	124	212	316	176	264	62	80
3/4"	96	144	84	124	212	316	176	264	62	80
1"	96	144	84	124	212	316	198	298	62	80
1 1/4"	100	152	88	134	220	332	242	364	62	80
1 1/2"	108	164	96	144	240	360	286	430	70	96
2"	144	216	120	180	316	476	396	594	82	112
2 1/2"	264	396	216	324	580	872	706	880	120	168
3"	384	576	312	468	844	1,268	968	1,452	140	192
3 1/2"	720	1,080	540	812					224	298
4"	720	1,080	540	812	1,584	2,376	1,342	2,014	224	298
5"	1,248	1,872	936	1,404	2,760	4,140	2,024	3,036	360	540
6"	1,680	2,520	1,260	1,892	3,840	5,760	2,684	4,026	460	672
8"	3,480	5,232	2,616	3,924			5,170	7,756	730	1,368
10"	6,000	9,000	4,512	6,768			9,240		1,152	2,244
12"	9,600	14,400	7,200	10,800					1,656	2,870
14"	14,880		9,200						2,448	3,106
16"	22,560		13,920						3,394	3,868

※ 註：短徑彎頭之定價為 (ELBOW S/R) = (ELBOW L/R) × 1.1

碳 鋼 A 1 0 5

呎吋 SIZE	彎 頭		三 通		由 令	接 頭	管 帽
							
	90° ELBOW		TEE		UNION	COUPLING	CAP
	套 焊 牙口 2000#	牙 口 3000#	套 焊 牙口 2000#	牙 口 3000#	套 焊 / 牙口 3000#	套 焊 / 牙口 3000#	套 焊 / 牙口 3000#
1/2"	124	164	172	212	206	86	86
3/4"	164	224	212	300	300	116	116
1"	224	348	300	500	360	164	164
1 1/4"	348	460	500	660	480	244	244
1 1/2"	460	732	660	1,116	708	326	326
2"	732	1,080	1,116	1,500	996	476	476
2 1/2"	2,160		3,000		2,760	840	840
3"	3,672		4,680		4,464	1,052	1,052
3"	9,120		15,480		15,480	1,644	1,644